

# Get going with OverDrive on eReaders

## Step 1

### Download and install Adobe Digital Editions (ADE):

On your computer, go to <http://www.adobe.com/solutions/ebook/digital-editions>.

Click *Download* in the top menu.

Choose Macintosh or Windows and follow instructions to install the program.

Note: Sometimes to install ADE you also need to download and install Microsoft.NET software.

## Step 2

### Authorize your computer:

With ADE open, from the Help menu, click *Authorize Computer*.

If you have an Adobe ID, enter your information. If not, click *Create an Adobe ID* and sign up. You will need an email address and a password.

Note: An Adobe ID can be used with up to 6 different devices. You may only have one Adobe ID authorized on a computer at one time.

## Step 3

### Check out an eBook:

Go to <https://washington.overdrive.com> to browse and search eBooks.

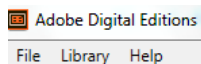
To checkout a book, click on the cover, click *Borrow*, and sign in using your library card number.

## Step 4

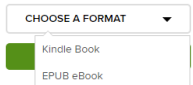
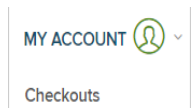
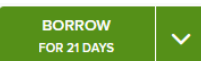
### Download eBook to ADE:

Go to *My Account*, then *Checkouts*. In the *Choose a Format* menu, select *EPUB eBook*.

Open the file in Adobe Digital Editions.



Create an Adobe ID



# Get going with OverDrive on eReaders

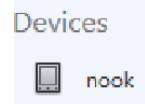
## Step 4

### Transfer the eBook to your device:

Connect your device to your computer.

In ADE, click and drag the book to your device, which should appear in the menu on the left under *Devices*.

The first time you do this, you may need to authorize your device.



## Step 5

### Read:

Once you transfer the eBook, you can read it on your device just like any other title.



## To Return eBooks Early

eBooks will return automatically when they are due.

If you want to return an eBook early, open ADE. Right click the cover of the book.

Click *Return Borrowed Item*.

Return Borrowed Item

## eBook Policies

- All customers of Washington County libraries with a valid library card may check out eBooks.
- Customers are limited to 10 titles at a time.
- eBooks are checked out for up to 21 days.
- You may have up to 10 requests at a time. An email is required to place a hold.
- When they become available, requested items are held for 72 hours. You may also choose to have a requested title checked out to you automatically when it becomes available.
- eBooks can be renewed if there are no other requests.