

Administration's Recommended 2022 Budget

July 27, 2021



County Fiscal Position




Balanced
budget




Highest
bond ratings
(AAA)




Multi-year
winner of
Government
Finance Officers
Association



Strong fund
balance



Proactive
management
of retiree
health care
obligations



Stable
operating
costs per
capita

Continued response to growing service demands from a growing, developing county

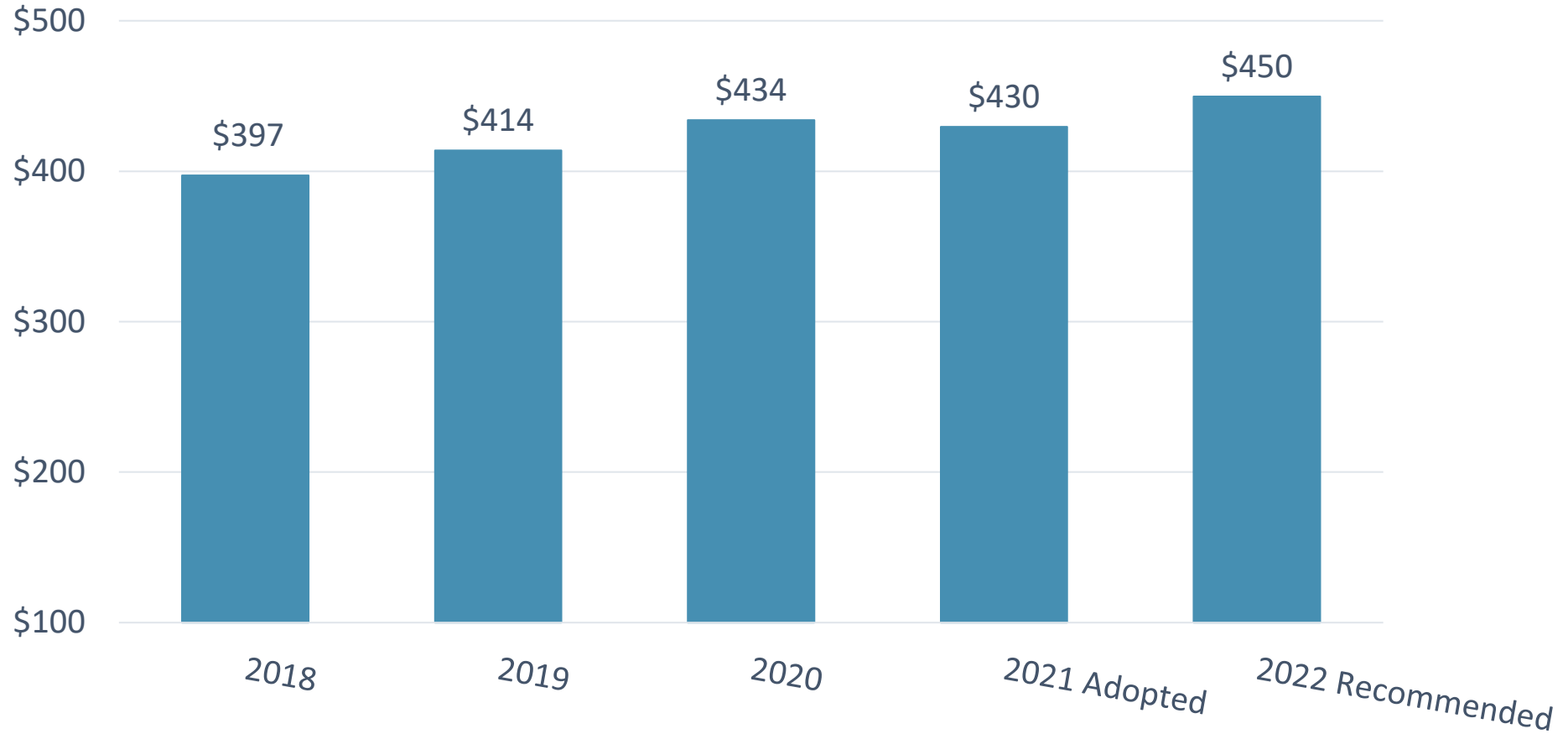
Budget Summary



Net Tax Levy and Rate

Summary							
	2022	2021	% change 2021 to 2022		2020	% change 2020 to 2022	
Net Levy	\$121.1M	\$114.5 M	5.78%	↑	\$114.5 M	5.78%	↑
Net Tax Rate	27.587%	27.435%	0.6%	↑	28.944%	<4.7%>	↓
LWLP	\$1.182M	\$1.182M	0.0%	■	\$1.186M	<0.3%>	↓
RRA	\$660,000	\$660,000	0.0%	■	\$660,000	0.0%	■

Net Levy* per Capita



**Excludes Regional Rail , Land & Water Legacy, and County Program Aid*

Revenue Highlights

Revenue	2022	2021	% Change
County Net Levy	\$121.1M	\$114.5M	5.78%
Referendum Levy	\$1.2M	\$1.2M	0.00%
Regional Rail Levy	\$660k	\$660k	0.00%
County Program Aid	\$11.2M	\$11.5M	(2.77%)
Non-Levy Revenue	\$132.7M	\$115.8M	14.53%
Other Financing Sources	\$37.9M	\$21.5M	76.14%
Gold Line Transit Project	\$13.7M	\$24.9M	(45.09%)
Contribution to Fund Balance	(\$2.4M)	(\$1.7M)	44.57%
Total Revenues	\$316.0M	\$288.5M	9.55%

ARPA (American Rescue Plan Act) is not included

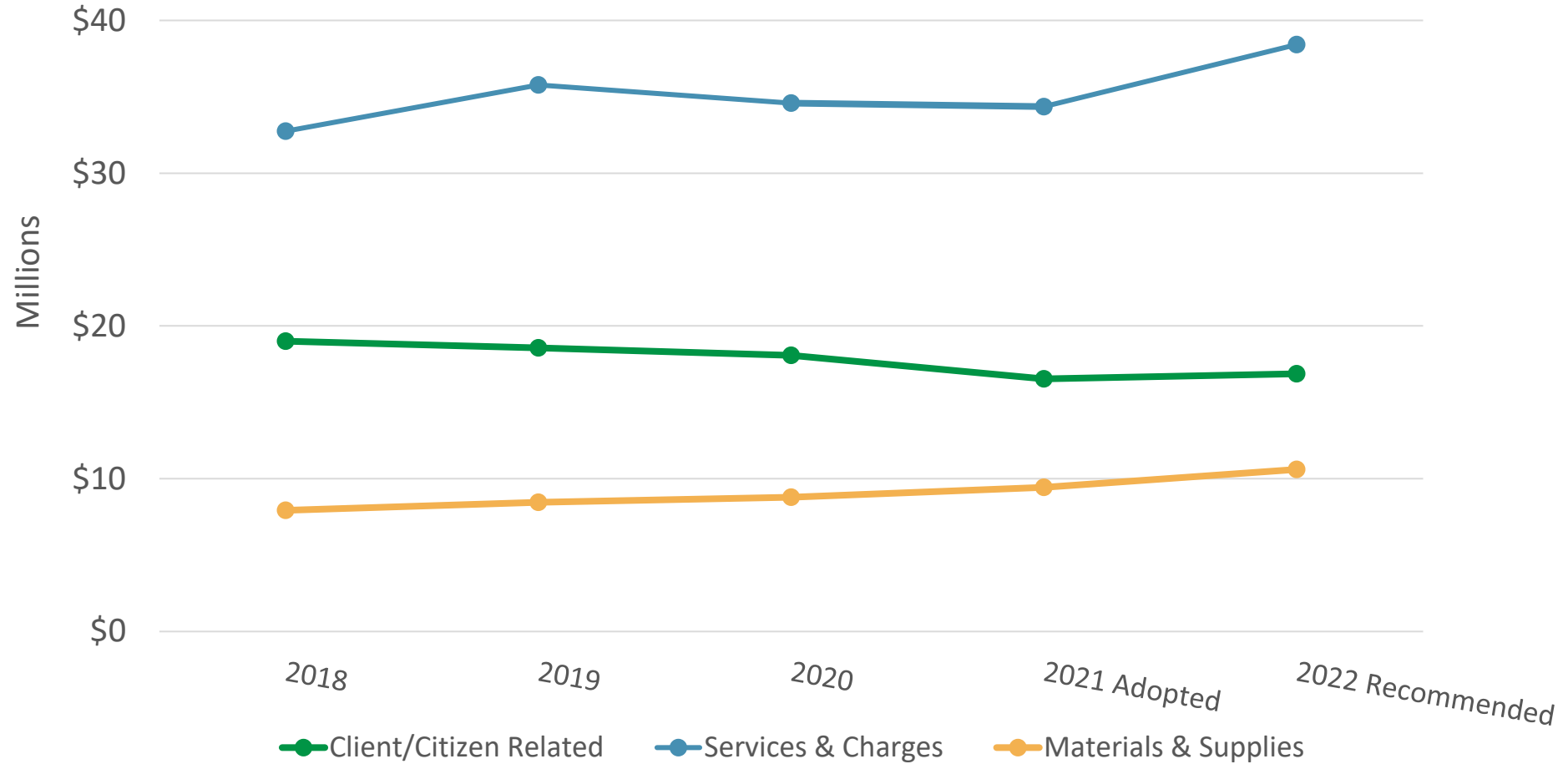
Expenditure Highlights

Expenditures	2022	2021	% Change
Client/Citizen Related Support	\$16.9M	\$16.5M	2.00%
Personnel Services	\$138.9M	\$134.9M	2.95%
Services & Charges	\$38.4M	\$34.4M	11.80%
Materials & Supplies	\$10.6M	\$9.4M	12.42%
Gold Line Transit Project	\$13.7M	\$24.9M	(45.09%)
Capital	\$63.9M	\$48.4M	32.06%
Debt	\$16.6M	\$15.9M	4.64%
Other Financing Uses	\$16.9M	\$3.9M	328.01%
Total Expenditures	\$316.0M	\$288.5M	9.55%

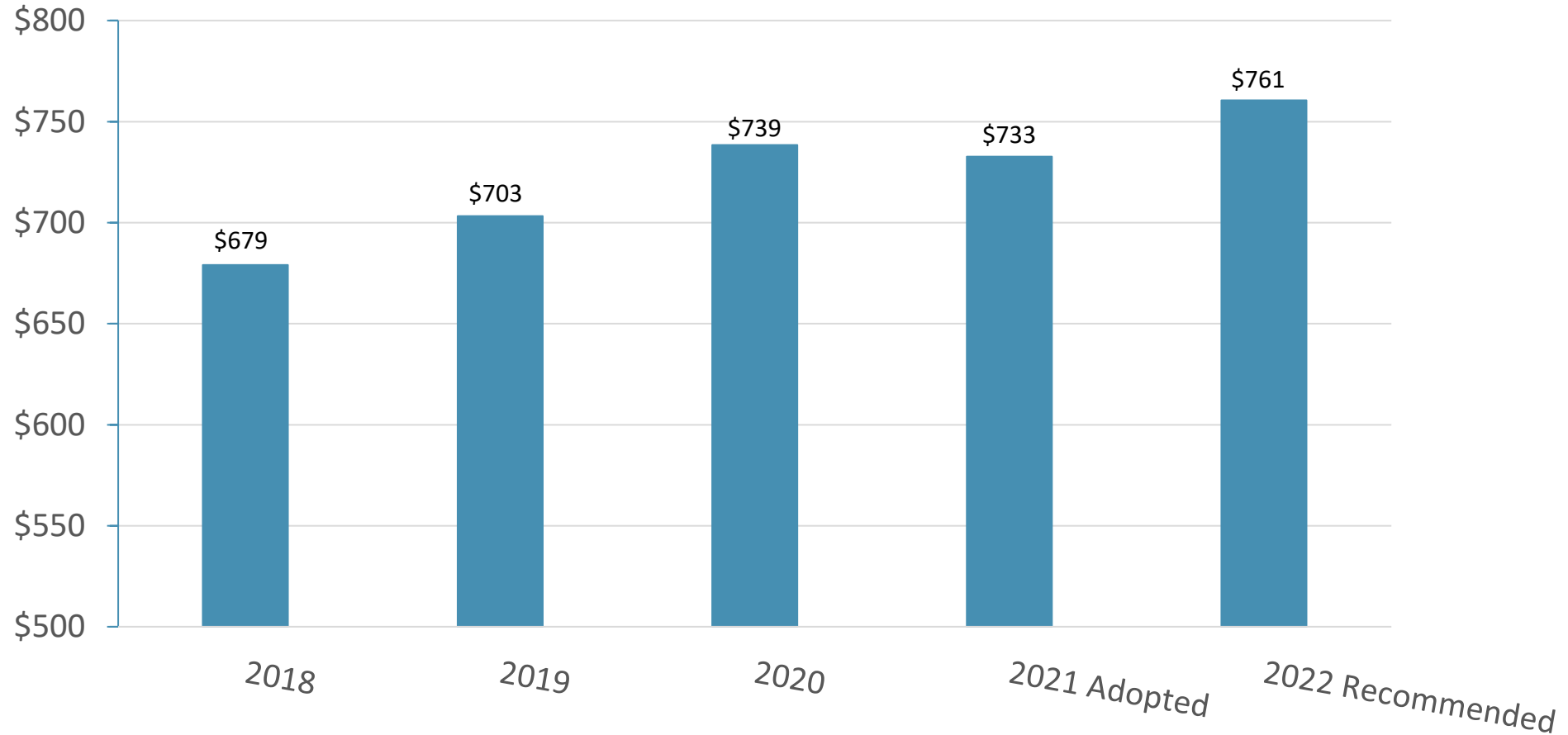
ARPA (American Rescue Plan Act) is not included

Operating Costs History

(excluding Personnel Costs)



Operating Costs per Capita




Excludes Gold Line Transit Project

Key Budget Components



Key Components



- Pandemic recovery
- Service model improvements
- On-going funding technology infrastructure and cyber security
- Funding for personnel costs and new positions to meet critical needs
- Even-year election costs
- Capital financial planning strategy
- Diversity, equity and inclusion efforts
- ARPA funding consideration



Employee Compensation

Wages

- Bargaining begins this fall for 2022 wage settlements

Health Insurance:

- 2020-2022 three-year contract with HealthPartners; 12% rate cap for 2021 and 2022
- Experiencing continued migration to the high deductible plans

Recommended New Positions

Levy funded positions

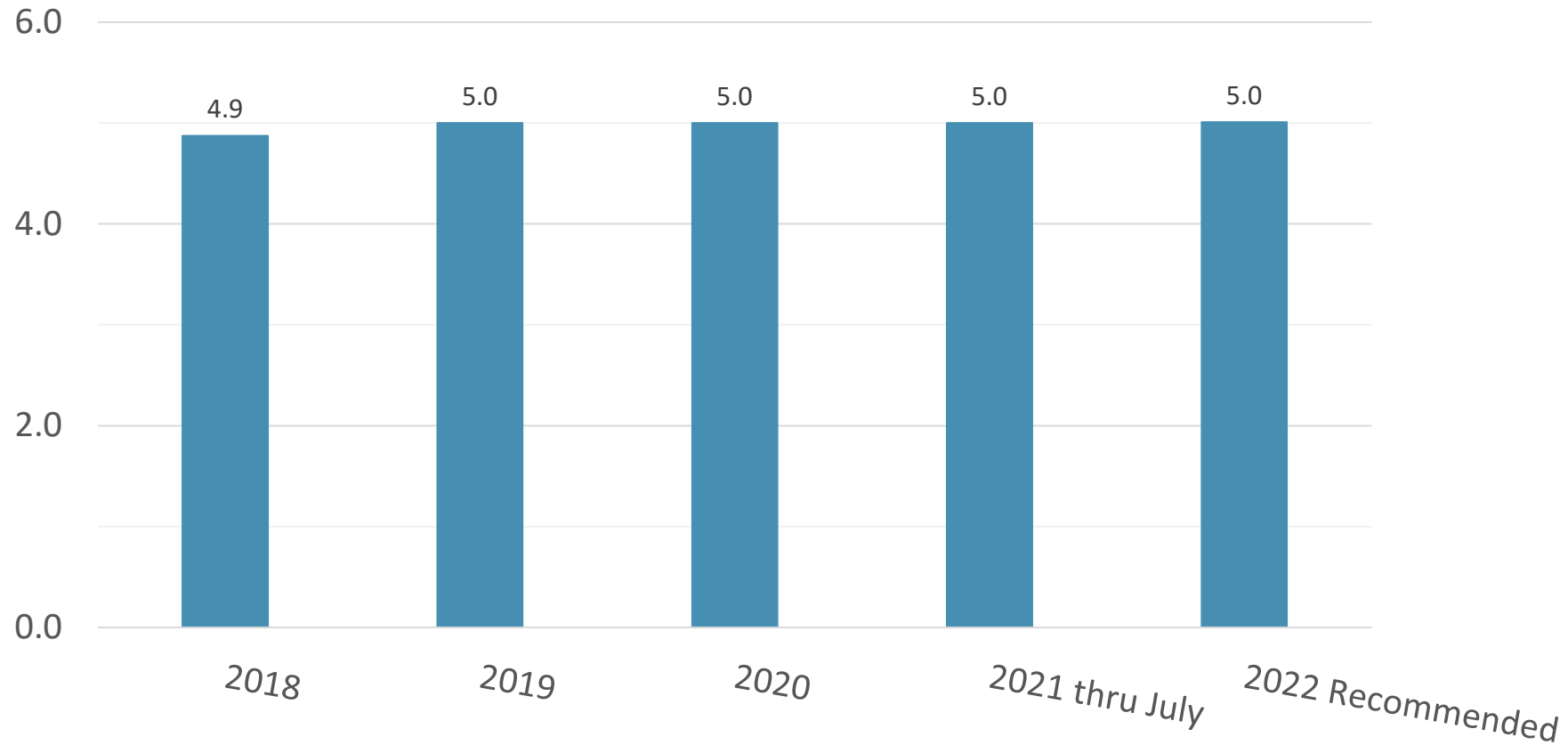
- 2.0 reinstated
- 7.51 new

Non-levy funded positions

- 12.4 new



Employees per 1,000 Capita



Capital Financial Planning

- First steps to reduce reliance on debt to fund roads and other county infrastructure
- Reallocation strategies
 - Other Post-Retirement Employee Benefits (OPEB) \$1.3M
 - Debt Service Levy \$3.4M
- Consistent rent increase
- Local option sales tax



Capital Budget Highlights



Facilities \$13.9M

- Northern Environmental Center construction and South Environmental Center Expansion
- \$180K annual increase to the Capital Repair Fund for on-going facility needs

Road and Bridge \$38.1M


- \$12.1 million for pavement preservation
- \$26.2 million for road reconstruction

Parks \$9.9M

- Historic Courthouse
- Lake Elmo Park Reserve & Central Greenway

Gold Line Bus Rapid Transit

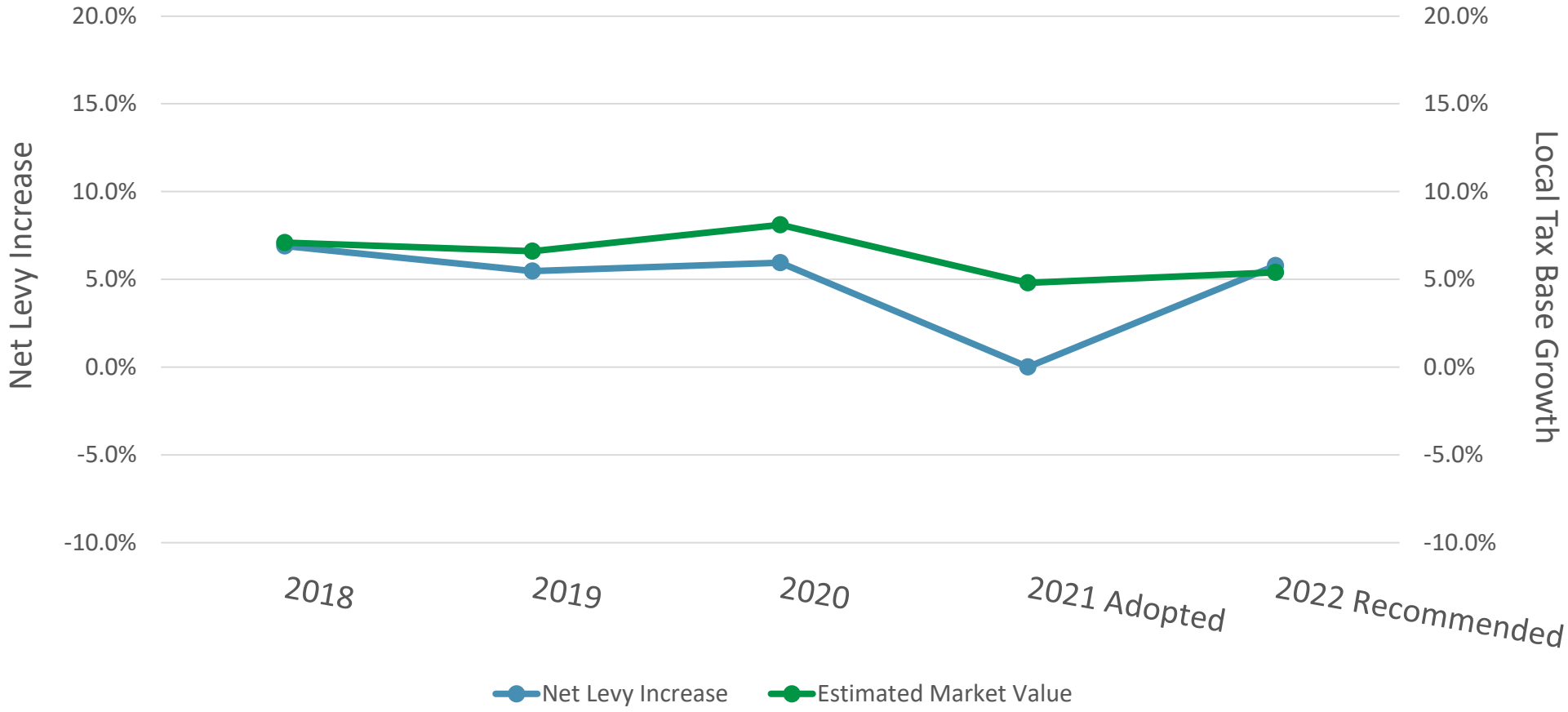
- Revenue and costs identified in the adopted budget
- Completing design; entering construction
- **Gold Line 2022 Costs:
\$13,700,000**



Tax Impact

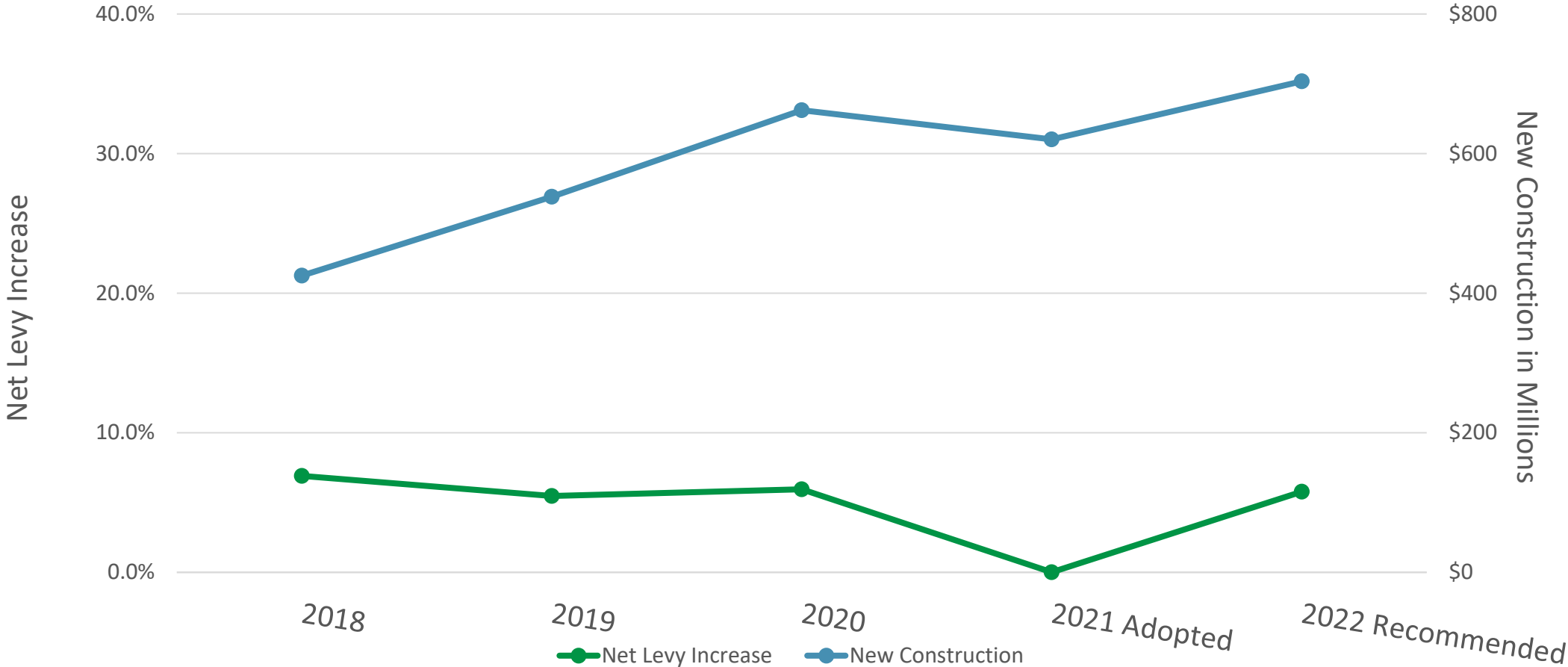


Net Levy* & Local Tax Base Growth



*Excludes Regional Rail and Land & Water Legacy levies

Net Levy* & New Construction



*Excludes Regional Rail and Land & Water Legacy levies

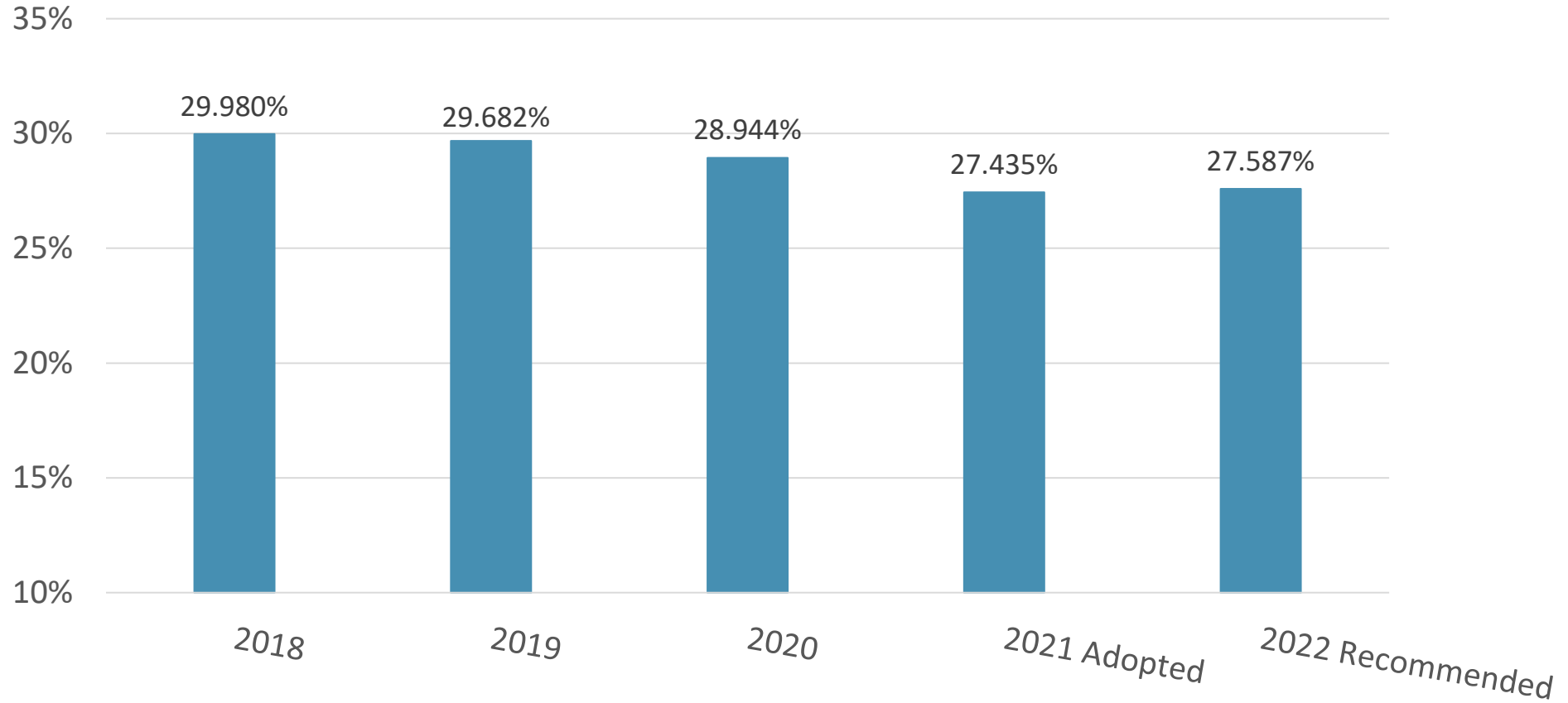
Estimated Impact of Levy Increase

Residential Homestead Taxpayers



Home Valued at \$318,700 for Pay 2022 (assuming a 2.7% value increase from 2021 to 2022)							
	2021 to 2022 Comparison				2020 to 2022 Comparison		
	Actual Pay	Estimated Pay	Impact		Actual Pay	Estimated Pay	Impact
General	\$826	\$855	\$29		\$851	\$855	\$4
LWLP	\$10	\$10	\$0		\$10	\$10	\$0
RRA	\$5	\$5	\$0		\$5	\$5	\$0
TOTAL	\$841	\$870	\$29		\$866	\$870	\$4

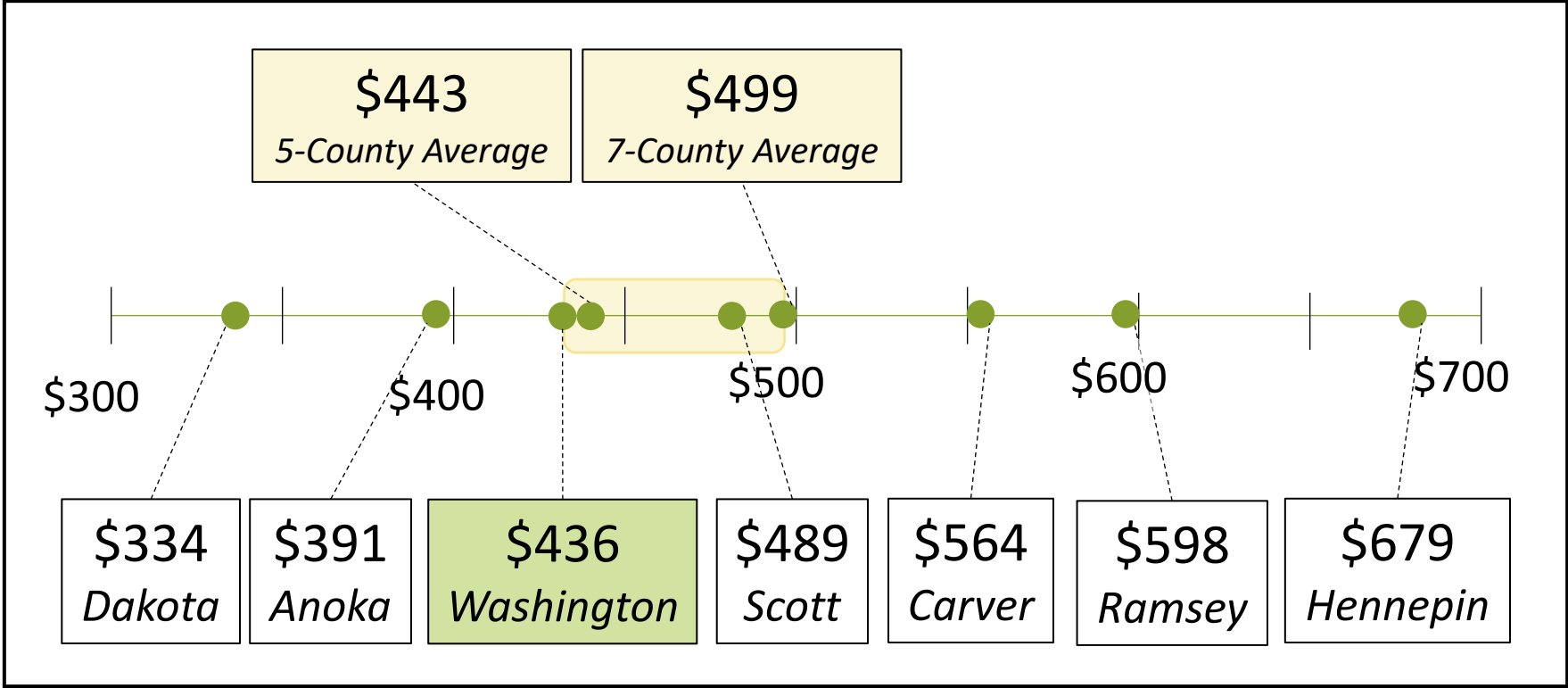
County Tax Rates



2021 Metropolitan Area Comparisons



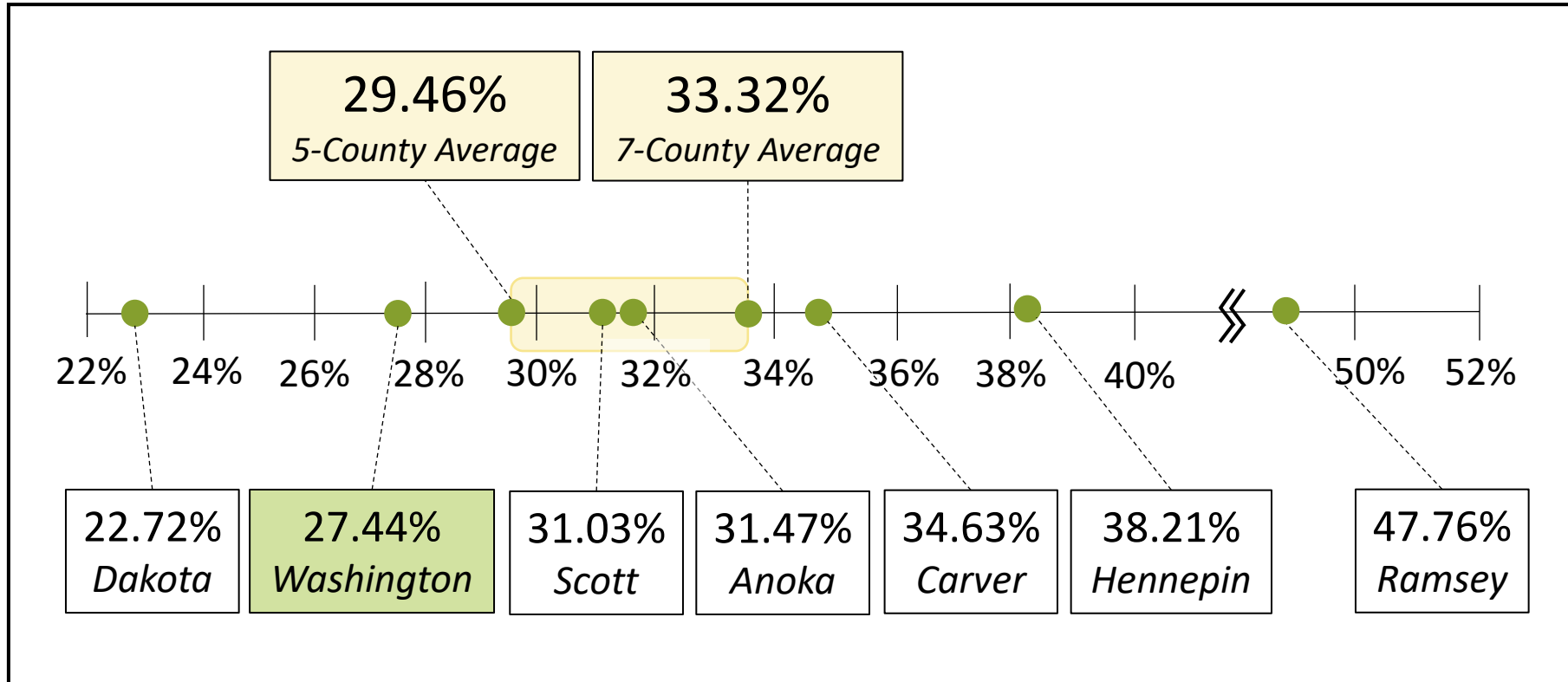
2021 Net Levy per Capita Ranges



Washington County 2022 Proposed = \$453

Excludes Regional Rail , Land & Water Legacy, and County Program Aid

2021 Tax Rate Ranges



Washington County 2022 = 27.59%

2022 Budget Schedule



2022 Budget Schedule



March 9	Budget workshop with County Board
March - May	Departments complete budget estimates
June	Budget hearings with Administration
July 27	Present proposed 2022 budget
August	Departmental budget workshops*
September 14	Set 2022 preliminary levy
October 19	Capital Improvement Plan (CIP) workshop
November 16	Budget workshop with County Board
November 30	Public Budget Hearing (after 6 p.m.)
December 14	Adopt 2022 final levy, budget, and CIP

**Public is welcome to attend all departmental budget workshops*

Questions?

