

# Phenology Wheel

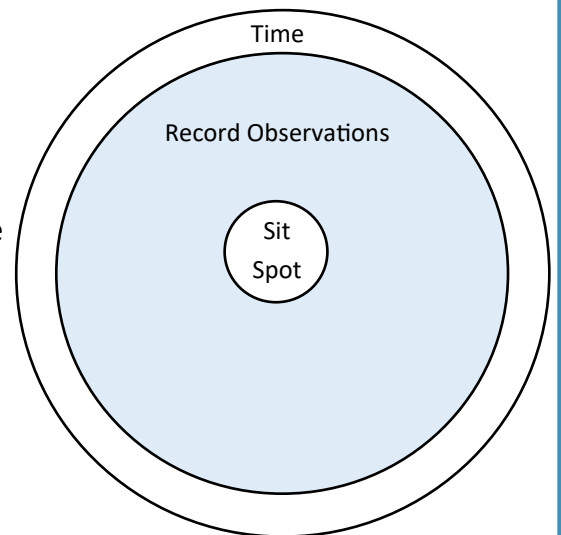
## Phenology:

Phenology is the study of seasons and how the seasons affect plant and animal life cycles. A scientist who studies phenology is called a Phenologist.

## Phenology Wheel:

A Phenology Wheel is a circular journal or calendar that you can use to record our observations of plants and animals over a period of time. Placing our observations in a circular journal, or wheel shape, helps us discover new patterns (or rediscover known ones). We can also use the Phenology Wheel to share our observations with others.

A Phenology Wheel is made up of three rings in a circle, like a target. In the center is a “sit spot” - a place where you can go to record your observations. This can be your backyard, local park, or another location. We recommend a spot that is close to your home and easy to get to as you need to make your observations from the same space every time. Along the outside circle is where you will mark the units of time (months, seasons or hours of a day), like a clock. Your observations of plants and animals or changes in the seasons will go in the middle ring. You can use words, phrases, pictures, or you can even use found objects like a leaf or a feather.

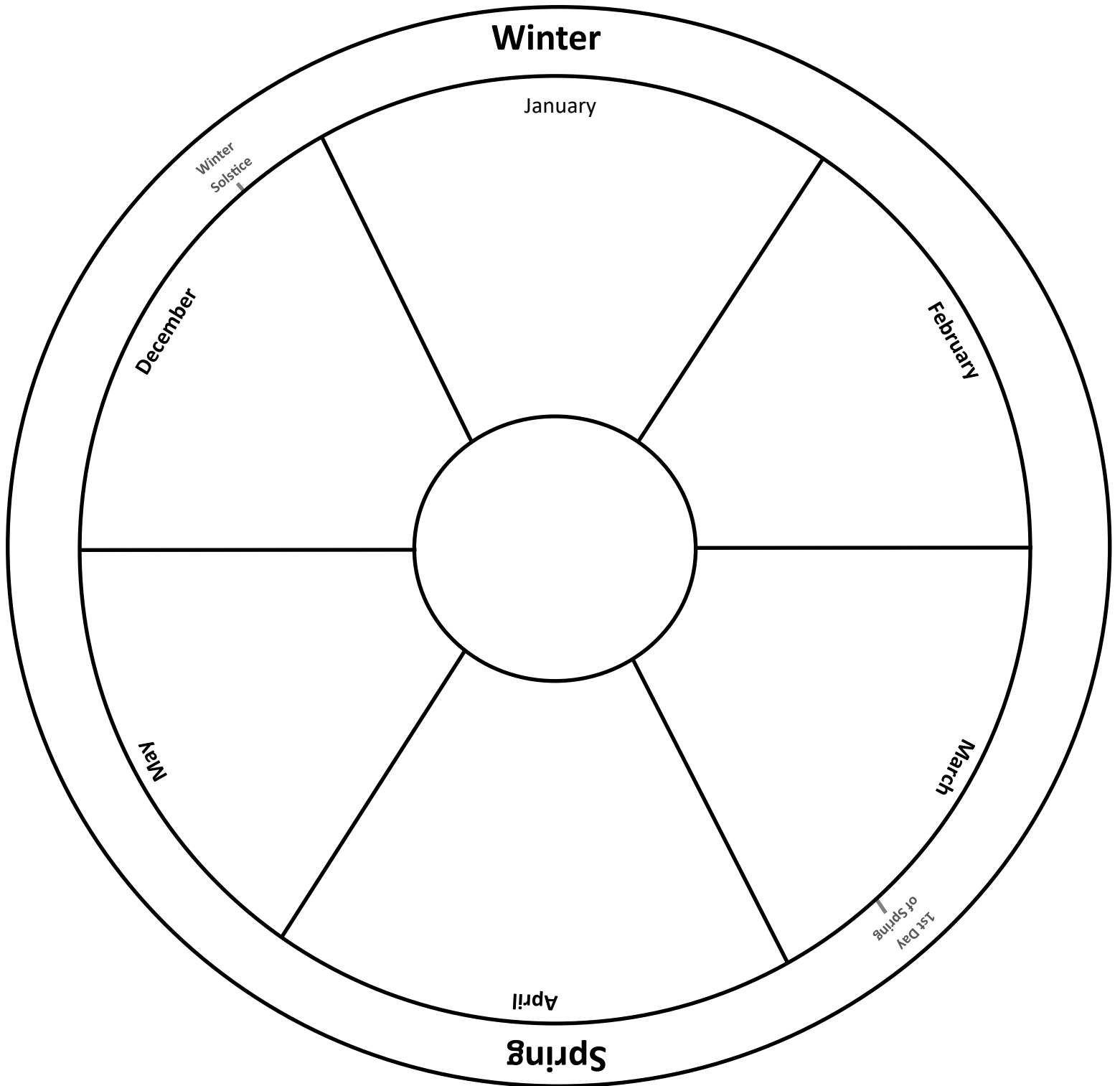


## Directions:

1. Make your own Phenology Wheel by drawing a set of nested circles on a large piece of paper or use the attached templates to get started.
2. Draw a picture of your sit spot or cut and paste images or photos to represent it inside the center circle.
3. *Observe:* What do you notice in this moment? Birds, animals, insects, temperature, colors, noises, smells, etc.  
*Investigate:* What more do you want to know about? What questions can you find answers to? Can you find more information on a bird or animal that you see?  
*Record:* Record images, symbols, words or phrases by drawing pictures, attaching found objects, etc.
4. Share your Phenology Wheel with a friend or family member. Once you have completed your wheel, share what you have learned with others! Use it to tell stories about what you observed, answer questions, and share interesting facts you have learned.

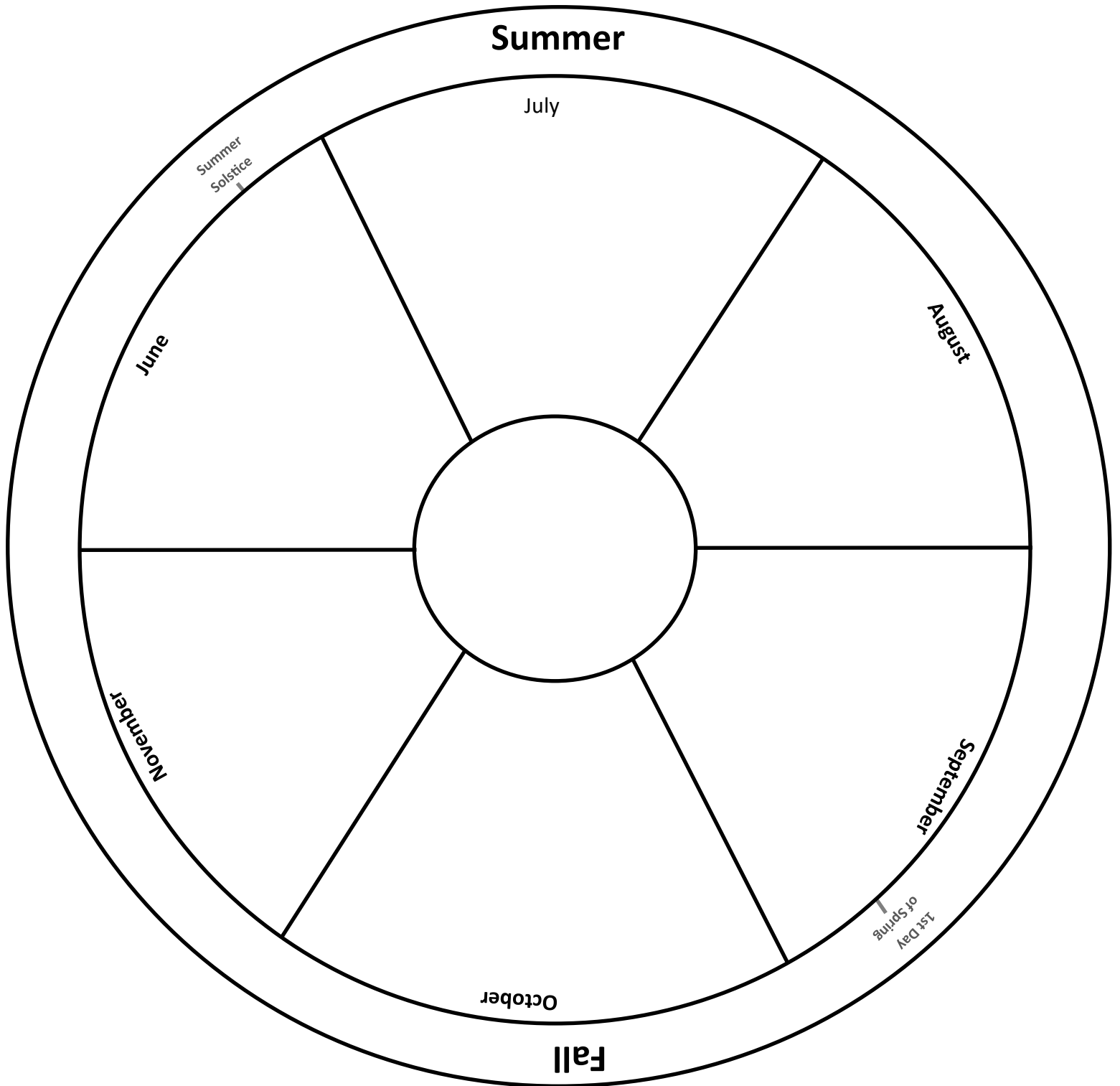
# Phenology Wheel

**Directions:** This wheel can be used to record your observations during the Winter and Spring seasons. Record your observations for each month using words, pictures, photos, or objects. Your “sit spot” is the center circle.



# Phenology Wheel

**Directions:** This wheel can be used to record your observations during the Summer and Fall seasons. Record your observations for each month using words, pictures, photos, or objects. Your “sit spot” is the center circle.



# Phenology Wheel

**Directions:** Record your observations for the year using the wheel below. Record your observations for each month using words, pictures, photos, or objects. Your “sit spot” is the center circle.

