

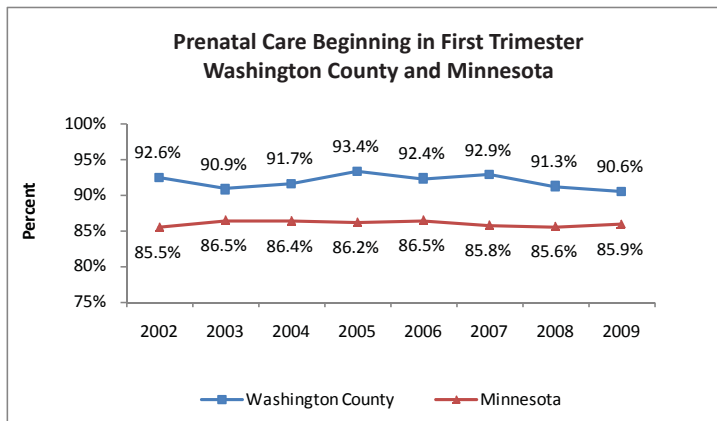
Pregnancy & Birth

The Washington County Department of Public Health and Environment works to achieve positive birth outcomes primarily through family home visiting and through the Women, Infants and Children (WIC) program. Key strategies focus on assuring that women receive prenatal care beginning in the first trimester and encouraging healthy behaviors during pregnancy. Target populations for these strategies tend to be families facing significant life stressors including at-risk teens and lower income individuals who may not have a medical home or other resources.

Key Trends

- Both the annual number of births and the birth rate in the county have declined slightly since 2006.
- The percentage of babies who are born prematurely and who are of low birth weight remained fairly steady between 2002 and 2009.
- The percent of women receiving prenatal care in the first trimester in Washington County has changed little since 2002. However, it was at its lowest point in 2009.
- Despite an annual decrease in the percent of the population in the county who smoke in recent years, the percent of women who smoked during pregnancy increased between 2006 and 2009.
- There has been little change in recent years in teen birth rates in Washington County.

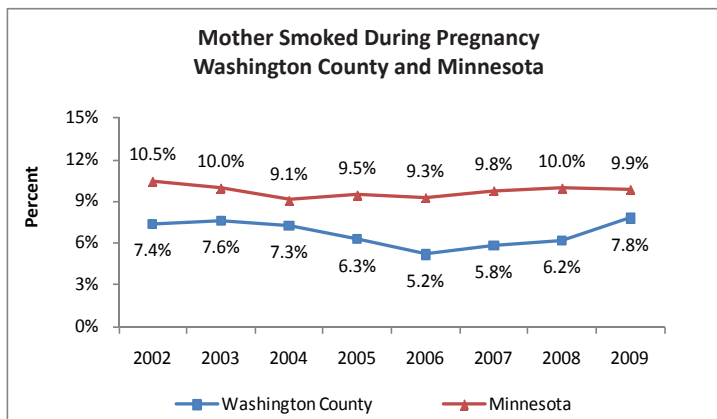
Pregnancy



Source: Minnesota Department of Health, Minnesota County Health Tables

Prenatal Care

- The percent of women receiving prenatal care during the first trimester remained relatively steady between 2002 and 2009 in both the county and the state.
- In Washington County, nearly 91% of women who gave birth received prenatal care in the first trimester in 2009. However, this percentage is down from a high of 93% in 2005.

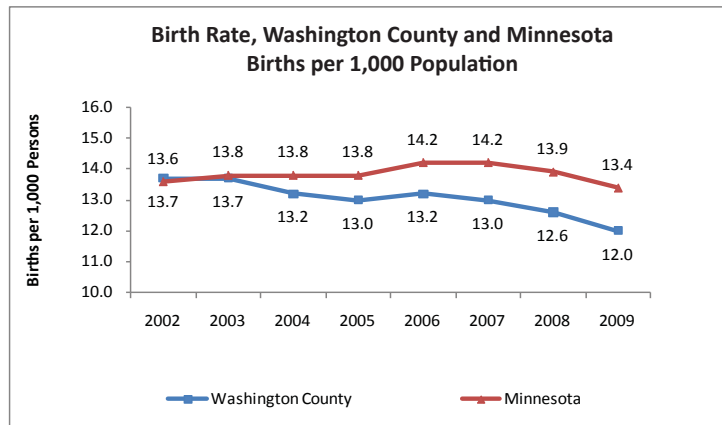


Source: Minnesota Department of Health, Minnesota County Health Tables

Smoking During Pregnancy

- The percent of women smoking during pregnancy in the county consistently fell below statewide percentages between 2002 and 2009.
- In 2009, nearly 8% of pregnant women in the county smoked during pregnancy.
- There was an annual increase in the percent of women smoking during pregnancy from 2006 to 2009 in the county.

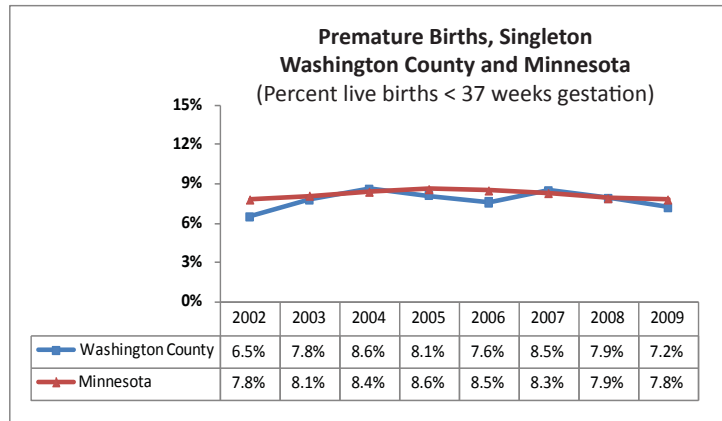
Birth Data



Source: Minnesota Department of Health, Minnesota County Health Tables

Births and Birth Rate

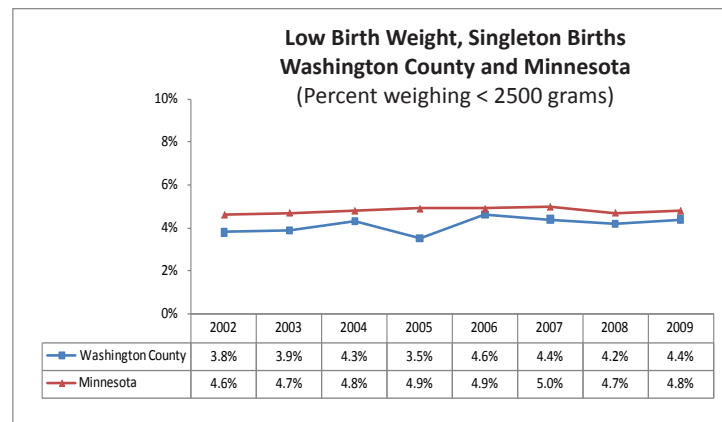
- In 2009, there were 2,781 births by Washington County residents. In the past seven years, there has been an average of 2,889 births annually. However, the number of births per year has decreased every year since 2006.
- The birth rate for Washington County residents was 12.0 births per 1,000 persons in 2009. This is lower than the statewide birth rate of 13.4 births per 1,000 residents.
- The county birth rate has declined in recent years from a high of 13.7 in 2002.



Source: Minnesota Department of Health, Minnesota County Health Tables

Premature Births

- In 2009, approximately 7.2% of births by Washington County residents were premature or less than 37 weeks of gestation. This is slightly higher than 6.5% recorded in 2002.
- The percent of births that were premature on a county and state level have remained relatively steady over the past several years.

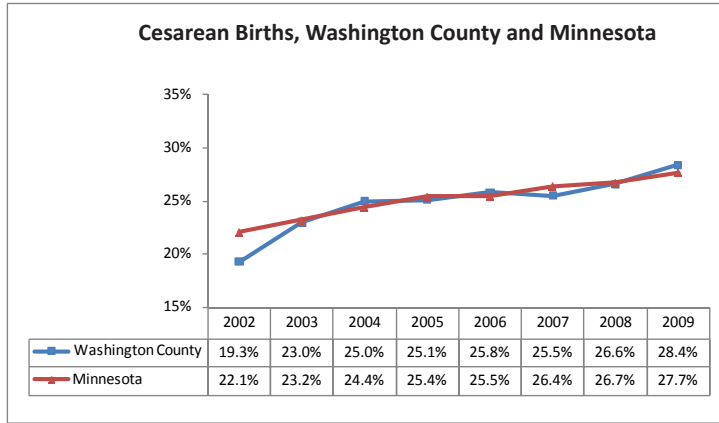


Source: Minnesota Department of Health, Minnesota County Health Tables

Low Birth Weight

- The percent of births considered to be low birth weight was about 4% in 2009 for Washington County residents. These are babies weighing less than 2,500 grams or about 5 lbs 8 oz.
- In the past few years, the percent of low birth weight babies in the county has changed only slightly.
- The percent of county low weight births has been slightly below state percentages since 2002.

Cesarean Births

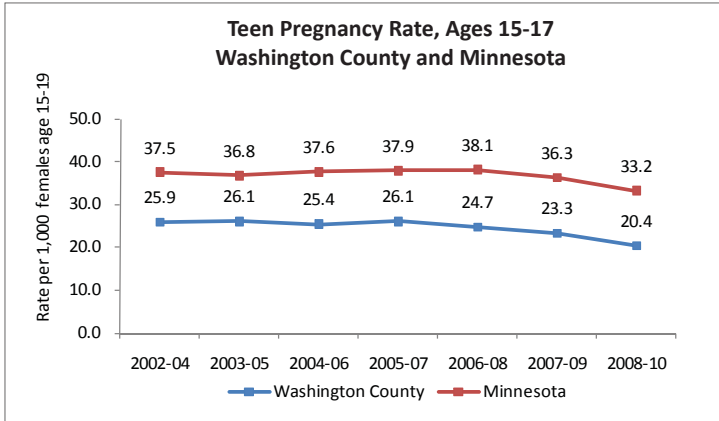


Source: Minnesota Department of Health, Minnesota County Health Tables

Cesarean Births

- Over a quarter of all births by Washington County residents are cesarean births. In 2009, about 28% of births in the county were by cesarean section.
- Over time, the percentage of cesarean births has increased, from about 19% in 2002 to 28% in 2009.
- The percent of cesarean births in the county has been very similar to the percent statewide.

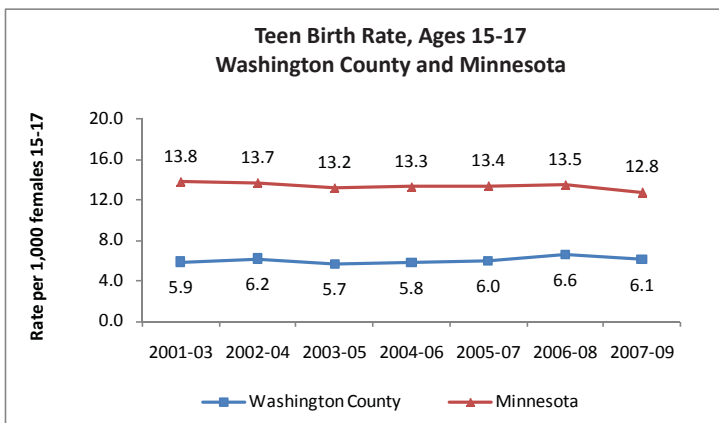
Teen Pregnancy and Births



Source: Minnesota Department of Health, Minnesota County Health Tables

Teen Pregnancy Rate, Ages 15-17

- The pregnancy rate for teens ages 15-17 in Washington County has consistently fallen below state rates.
- Since the three-year period 2001-2003, the pregnancy rate for teens ages 15-17 declined from 12.8 to 9.8 for the period 2007-2009.
- The lowest rates for both the state and the county since 2001 were for the most recent data collection period 2007-2009.



Source: Minnesota Department of Health, Minnesota County Health Tables

Teen Birth Rate, Ages 15-17

- For teens ages 15-17, the birth rate has remained steady in recent years in Washington County.
- During the period 2007-2009, there were approximately 6 births per 1,000 females ages 15-17.
- The state teen birth rate was more than double the county rate between 2007 and 2009, 12.8 births per 1,000 females ages 15-17 (state) compared with 6.1 births per 1,000 females ages 15-17 (county).

Contact Information:

Questions about this and other Washington County Health Data Profiles can be directed to:

Washington County Department of Public Health and Environment
14949 62nd Street North, Stillwater, MN 55082, Tel: 651-430-6655

Website: www.co.washington.mn.us



Last Updated: September 2011