




Cross-Country Ski & Walking Trails



Big Marine Park Reserve

Washington County Parks

Division Office: 651-430-8370
Address: 1515 Keats Ave. N. Lake Elmo, MN 55042

Big Marine Office: 651-430-8200
Address: 17495 Manning Trl. N. Marine on St. Croix, MN 55047
www.co.washington.mn.us

Ski Conditions Hotline:
651-430-8368

E-mail:
parks@co.washington.mn.us

Emergency: Call 911

Rev 12.08

Fees

A **Washington County Parks vehicle permit** is required on all motorized vehicles. Permits can be purchased at the contact station or through the **Honor Box** when the office is closed.

The Washington County Park annual vehicle permit also provides admittance to Anoka and Carver County Parks.

Park Hours

7 a.m. to ½ hour after sunset.

Ski Trail

1.5 miles of ski trails are groomed at Big Marine Park Reserve. One easy loop starts at the winter parking area and loops around the south side of Big Marine Lake. As a park reserve, 80 percent of the area must be left in a natural state.

Walking Trail

The paved trail starting at Manning Ave and continuing on past the beach will be plowed for walking. A portable toilet is available at the playground building.

MN Ski Pass

Washington County requires all cross-country skiers ages 16 and older to carry the MN State Ski Pass when skiing on Washington County ski trails. Daily or annual passes are available wherever DNR licenses are sold, Lake Elmo Park Reserve office and at Washington County License Centers.

Trail Grooming

The Washington County Parks Division grooms trails on a rotating schedule after a base of 6-8 inches is established.

Ski Trails at other Washington County Parks

- * Cottage Grove Ravine Regional Park (5.2 miles/8.4 km)
- * Pine Point Park Reserve (4.1 miles/6.6 km)
- * St. Croix Bluffs Regional Park (6.2 miles/9.9 km)
- * Lake Elmo Park Reserve (10.8 miles/17.4km)

Programs

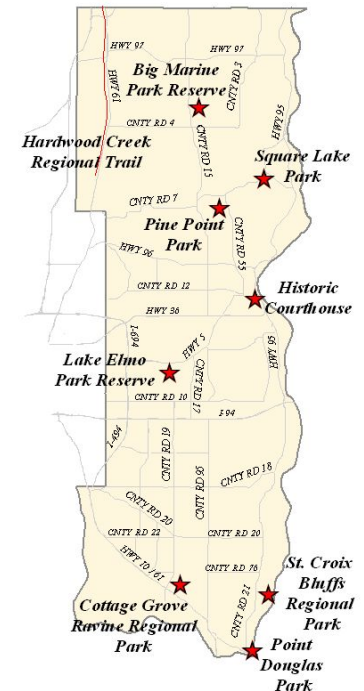
Outdoor winter nature programs are offered at Washington County Parks. Check the office or website for more information.

Park Rules

For your safety and skiing enjoyment please observe these rules.

- * Park in the designated parking lot only.
- * Ski during park hours only.
- * Ski only on groomed trails.
- * Observe directional signs.
- * Ski skating allowed on Loop A only.
- * **No dogs or hiking on ski trails.**
- * Possession or consumption of alcoholic beverages, including 3.2 beer, is prohibited.
- * Snowshoeing is prohibited on ski trails.

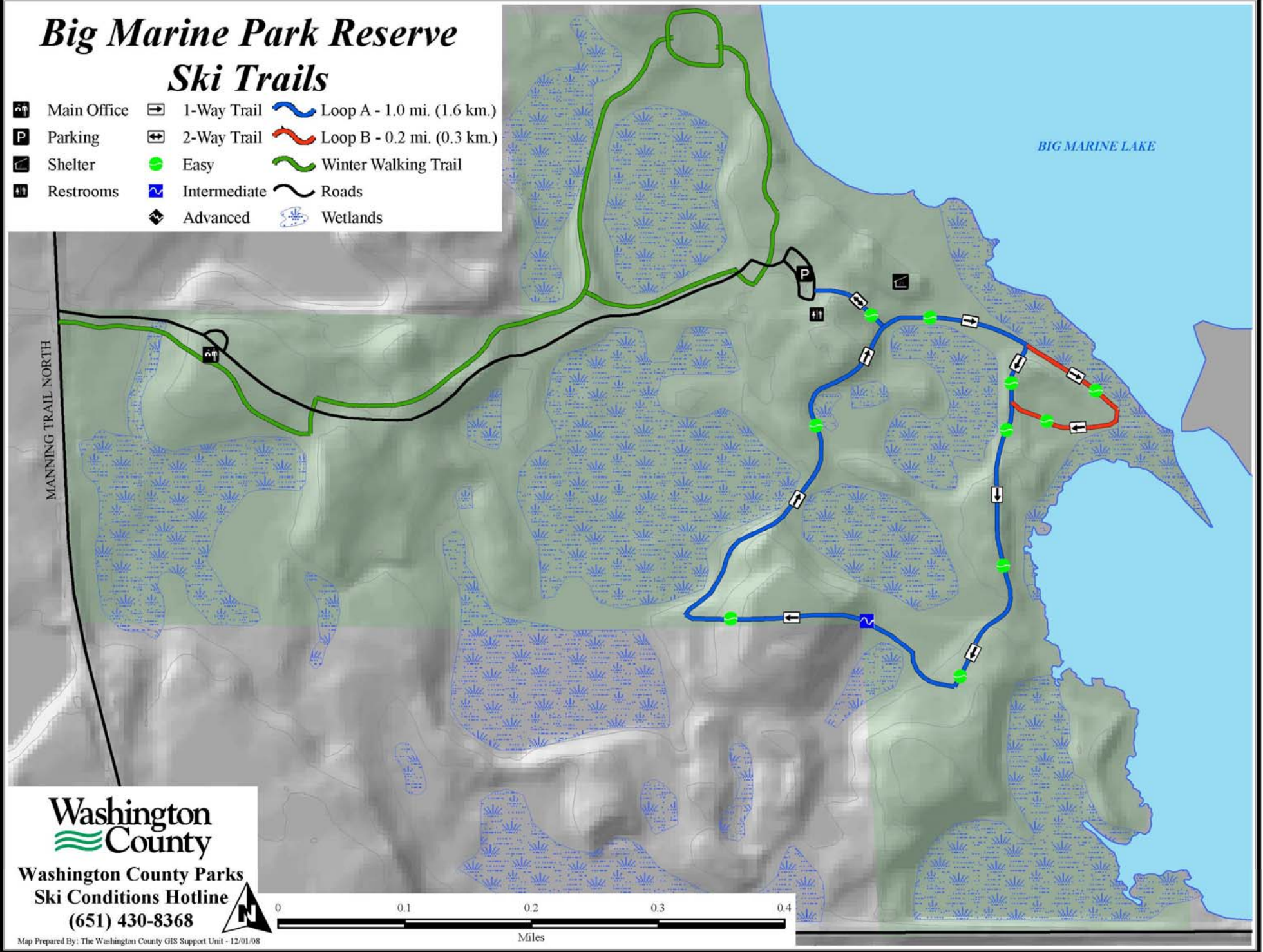
★ Washington County Parks ★



Big Marine Park Reserve

Ski Trails

- | | | |
|--|--|--|
|  Main Office |  1-Way Trail |  Loop A - 1.0 mi. (1.6 km.) |
|  Parking |  2-Way Trail |  Loop B - 0.2 mi. (0.3 km.) |
|  Shelter |  Easy |  Winter Walking Trail |
|  Restrooms |  Intermediate |  Roads |
| |  Advanced |  Wetlands |



**Washington
County**

Washington County Parks
Ski Conditions Hotline
(651) 430-8368

Map Prepared By: The Washington County GIS Support Unit - 12/01/08