




Cross-Country Ski Trails



Pine Point Park Reserve

Washington County Parks

Division Office: 651-430-8370
Address: 1515 Keats Ave. N.
Lake Elmo, MN 55042
www.co.washington.mn.us

Ski Conditions Hotline:
651-430-8368

E-mail:
parks@co.washington.mn.us

Emergency: call 911

Rev. 12.08

Fees

A **Washington County Parks vehicle permit** is required on all motorized vehicles. Permits can be purchased through the **Honor Box** at the entrance of the park or at park offices.

The Washington County Park annual vehicle permit also provides admittance to Anoka and Carver County Parks.

Park Hours

7 a.m. to ½ hour after sunset.

Facilities

A covered picnic table with a portable toilet is available.

Ski Trails

4.1 miles of trails are groomed through a large pine plantation at Pine Point Park. The trees create a “tunnel” effect that is pleasant to ski under.

- * Loop A is intermediate with an advanced hill.
- * Loop B is easy terrain.

A winter equestrian trail loop is offered at Pine Point Park as well as access to the Willard Munger State Trail.

MN Ski Pass

Washington County requires all cross-country skiers ages 16 and older to carry the MN State Ski Pass when skiing on Washington County ski trails. Daily or annual passes are available wherever DNR licenses are sold, St. Croix Bluffs Regional Park and Lake Elmo Park Reserve offices and at Washington County License Centers.

Trail Grooming

The Washington County Parks Division grooms trails on a rotating schedule after a base of 6-8 inches is established.

Ski Trails at other Washington County Parks

Big Marine Park Reserve
(1.5 miles/2.4 km)

Cottage Grove Ravine Regional Park
(5.2 miles/8.4 km)

Lake Elmo Park Reserve
(10.8 miles/17.4 km)

St. Croix Bluffs Regional Park
(6.2 miles/9.9 km)

Park Rules

For your safety and skiing enjoyment please observe these rules.


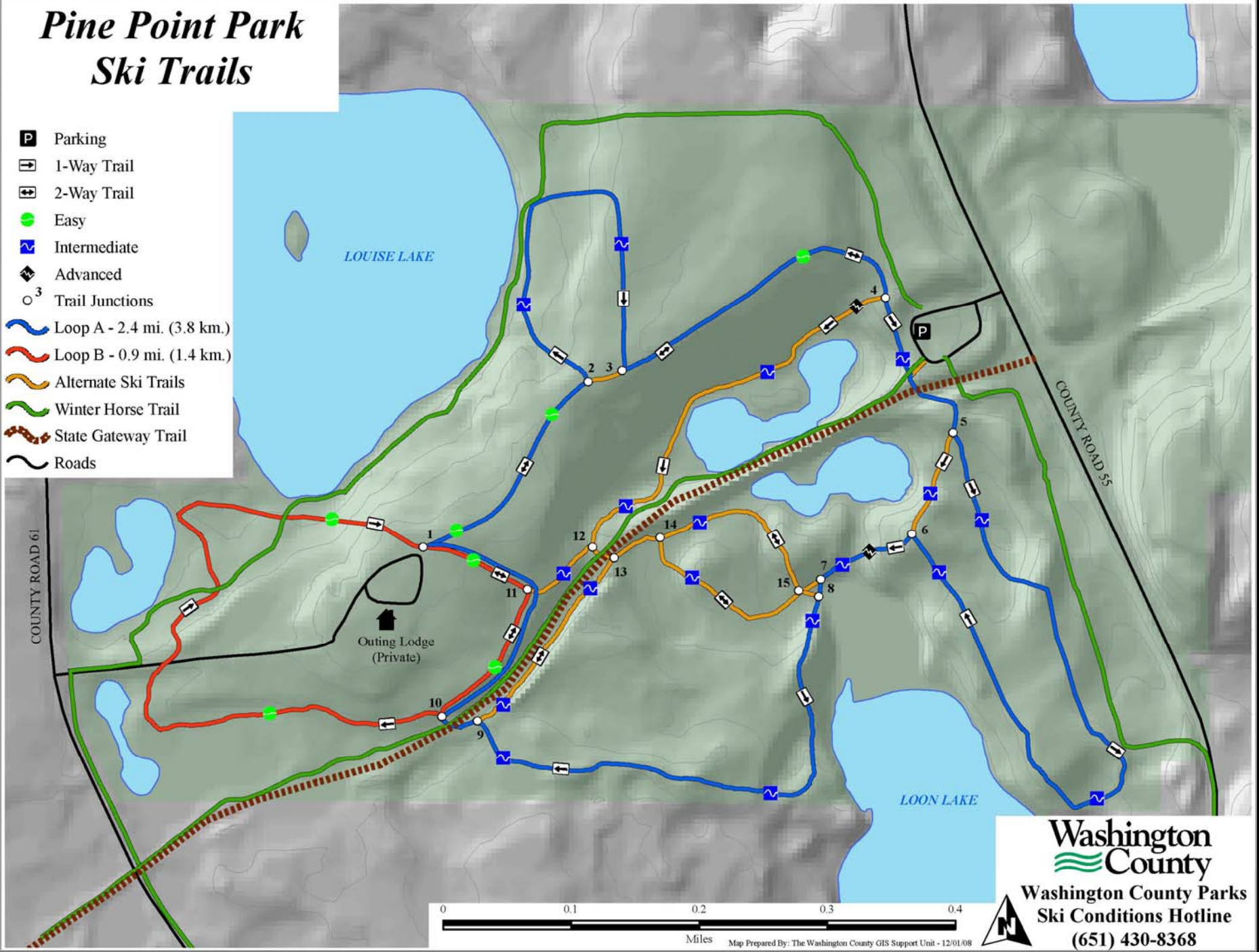
- * Park in the designated parking lot.
- * Ski during park hours only.
- * Ski only on groomed trails.
- * Observe directional signs.
- * Ski skating is not allowed on the traditional trails.
- * Possession or consumption of alcoholic beverages, including 3.2 beer, is prohibited.
- * Snowshoeing is prohibited on ski trails.
- * **No dogs or hiking on ski trails.**

★ Washington County Parks ★



Pine Point Park Ski Trails

- Parking
- 1-Way Trail
- 2-Way Trail
- Easy
- Intermediate
- Advanced
- Trail Junctions
- Loop A - 2.4 mi. (3.8 km.)
- Loop B - 0.9 mi. (1.4 km.)
- Alternate Ski Trails
- Winter Horse Trail
- State Gateway Trail
- Roads



**Washington
County**
Washington County Parks
Ski Conditions Hotline
(651) 430-8368

